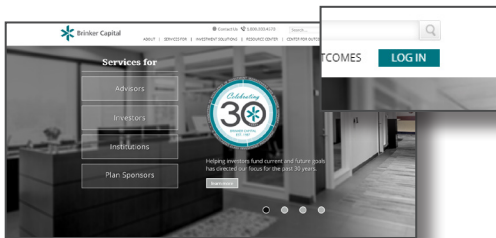


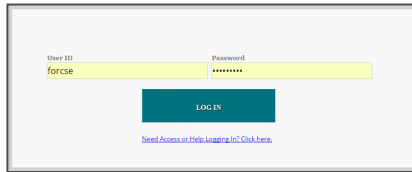
Website support

A guide for requesting access to BrinkerCapital.com, now with **two-factor authentication**.

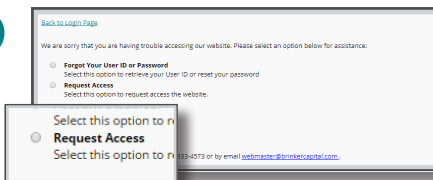
1 Go to **BrinkerCapital.com** and click on the **log in** button in the upper right corner.



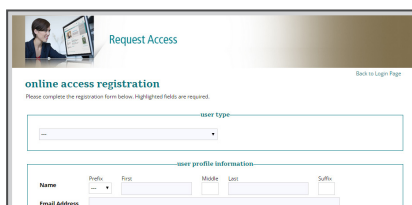
2 Click on the blue hyperlink: **need access or help logging in**



3 Select the 2nd option: **request access**



4 Complete the required information and click **submit**. You will receive two emails from webmaster@brinkercapital.com regarding your access.



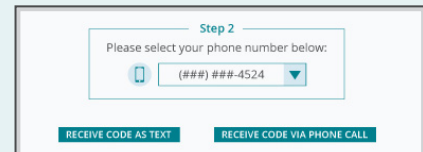
Added layer of security

When logging in for the first time on a new device, you will be prompted to follow these additional steps.

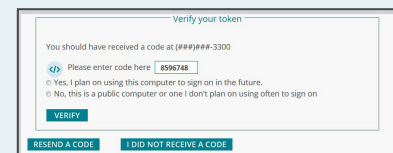
5 Enter a **trusted** phone number to receive your verification code.



6 Select the phone number and method to receive your security code.



7 Type the code into the login verification to log into BrinkerCapital.com.



Contact

A member of the Brinker Capital Client Service team
800.333.4573 | clientservice@brinkercapital.com